

科学论文写作规范培训班

(第二轮通知)

科学论文是学术研究成果的主要表达与传播方式之一，也是学者之间交流沟通的桥梁。为提高科研人员的英文科学论文写作水平和投稿命中率，培养年轻的作者和未来的科学家，Journal of Integrative Plant Biology (JIPB) 编辑部联合上海交通大学主办【科学论文写作规范培训班】。本培训班为JIPB举办的“科学论文写作规范”系列研讨班之一，由美国加州大学戴维斯分校的William Lucas教授和上海交通大学张大兵教授主讲，内容涵盖科学论文写作规范、国际顶级期刊运行规则以及从一位中国科研者的角度探讨如何准备科学论文等。同时Wiley-Blackwell生命科学出版副总裁、总监Carol Bacchus博士将从出版的角度讲解文章的写作要求。培训班主要面向国内科研人员、研究生、大学生以及科技期刊编辑出版人员。参加学习者，可获得结业证书。限定参加人数150人，额满为止。

一、主办单位

Journal of Integrative Plant Biology (JIPB)

上海交通大学生命科学技术学院

二、时间、地点和语言

时间：2012年4月23日-24日

地点：上海交通大学闵行校区学术活动中心演讲厅

语言：英文、中文

三、报告人简介



William Lucas 教授

国际知名植物细胞生物学家

The Plant Cell 副主编

JIPB 副主编

Editorial Appointments:

- ◆ Board Member, *Plant Physiology* (1977 – 1992)
- ◆ Board Member, *Annual Review of Plant Physiology and Plant Molecular Biology* (1985 – 1990)
- ◆ Board Member, *Protoplasma* (1985 – 2004)
- ◆ Board Member, *Planta* (1989 – Present)
- ◆ Associate Editor, *Journal of Theoretical Biology* (1999 – 2003)
- ◆ Co-Editor, *The Plant Cell* (2003 – Present)
- ◆ Associate Editor, *Journal of Integrative Plant Biology* (2008 – Present)

Selected Publications:

- **Lucas WJ** (2010) Plant vascular biology and agriculture. *J. Integr. Plant Biol.* **52**, 4–7.
- **Ham BK, Brandom JL, Xoconostle-Cázares B, Ringgold V, Lough TJ, Lucas WJ** (2009) A polypyrimidine tract binding protein, pumpkin RBP50, forms the basis of a phloem-mobile ribonucleoprotein complex. *Plant Cell* **21**, 197–215.
- **Lucas WJ, Ham BK, Kim JY** (2009) Plasmodesmata - Bridging the gap between neighboring plant cells. *Trends Cell Biol.* **10**, 495–503.
- **Lin MK, Lee YJ, Lough TJ, Phinney BS, Lucas WJ** (2009) Analysis of the pumpkin phloem proteome provides insights into angiosperm sieve tube function. *Mol. Cell Proteomics* **2**, 343–356.
- **Gottschalk M, Dolgener E, Xoconostle-Cázares B, Lucas WJ, Komor E, Schobert C** (2008) *Ricinus communis* cyclophilin: Functional characterisation of a sieve tube protein involved in protein folding. *Planta* **4**, 687–700.
- **Taoka K, Ham BK, Xoconostle-Cázares B, Rojas MR, Lucas WJ** (2007) Reciprocal phosphorylation and glycosylation recognition motifs control NCAPPI interaction with pumpkin phloem proteins and their cell-to-cell movement. *Plant Cell* **19**, 1866–1884.
- **Lin MK, Belanger H, Lee YJ, Varkonyi-Gasic E, Taoka K, Miura E, Xoconostle-Cázares B, Gendler K, Jorgensen RA, Phinney B, Lough TJ, Lucas WJ** (2007) FLOWERING LOCUS T protein may act as the long-distance florigenic signal in the cucurbits. *Plant Cell* **19**, 1488–1506.
- **Ruiz-Medrano R, Moya JH, Xoconostle-Cázares B, Lucas WJ** (2007) Influence of *Cucumber mosaic virus* infection on the mRNA population present in the phloem translocation stream of pumpkin plants. *Funct. Plant Biol.* **34**, 292–301.

- **Lough TJ, Lucas WJ** (2006) Integrative plant biology: Role of phloem long-distance macromolecular trafficking. *Annu. Rev. Plant Biol.* **57**, 203–232.
- **Seo YS, Rojas MR, Lee JY, Lee SW, Jeon JS, Ronald P, Lucas WJ, Gilbertson RL** (2006) A viral resistance gene from common bean functions across plant families and is up-regulated in a non-virus-specific manner. *Proc. Natl. Acad. Sci. USA* **103**, 11856–11861.
- **Lee JY, Taoka K, Yoo BC, Ben-Nissan G, Kim DJ, Lucas WJ** (2005) Plasmodesmal-associated protein kinase in tobacco and Arabidopsis recognizes a subset of non-cell-autonomous proteins. *Plant Cell* **17**, 2817–2831.
- **Haywood V, Yu TS, Huang NC, Lucas WJ** (2005) Phloem long-distance trafficking of *GIBBERELLIC ACID-INSENSITIVE* RNA regulates leaf development. *Plant J.* **42**, 49–68.
- **Lucas WJ, Lee JY** (2005) Plasmodesmata as a supracellular control network in plants. *Nat. Rev. Mol. Cell Biol.* **5**, 712–726.
- **Yoo BC, Kragler F, Varkonyi-Gasic E, Haywood V, Archer-Evans S, Lee YM, Lough TJ, Lucas WJ** (2004) A systemic small RNA signaling system in plants. *Plant Cell* **16**, 1979–2000.
- **Lee JY, Yoo BC, Rojas MR, Gomez-Ospina N, Staehelin LA, Lucas WJ** (2003) Selective trafficking of non-cell-autonomous proteins mediated by NtNCAPP1. *Science* **299**, 392–396.
- **Aoki K, Kragler F, Xoconostle-Cazares B, Lucas WJ** (2002) A subclass of plant heat shock cognate 70 chaperones carries a motif that facilitates trafficking through plasmodesmata. *Proc. Natl. Acad. Sci. USA* **99**, 16342–16347.
- **Haywood V, Kragler F, Lucas WJ** (2002) Plasmodesmata: Pathways for protein and ribonucleoprotein signaling. *Plant Cell* **14**, S303–S325.
- **Foster TM, Lough TJ, Emerson SJ, Lee RH, Bowman JL, Forster RL, Lucas WJ** (2002) A surveillance system regulates selective entry of RNA into the shoot apex. *Plant Cell* **14**, 1497–1508.



张大兵教授

上海交通大学博士生导师、生命科学技术学院副院长

JIPB 编委

邮箱: zhangdb@sjtu.edu.cn

主页: <http://zhanglab.sjtu.edu.c>

张大兵简介:

上海交通大学生命科学技术学院教授、特聘教授，发育生物学学科带头人，国家杰出青年基金获得者、教育部长江学者奖励计划特聘教授、上海市优秀学科

带头人和国家百千万人才工程入选者、上海科技启明星、上海市曙光学者、教育部新世纪优秀人才等。

主要学术兼职：

国家农业转基因生物标准化委员会委员；第二、三届国家农业生物安全委员会委员；中国植物学会第十三届理事会植物生理及分子生物学专业委员会委员；上海市生物化学与分子生物学会理事等；*Journal of Integrative Plant Biology*、*Journal of Plant Physiology* 等期刊编委。

代表性论文：

近年来以通讯作者在 *The Plant Cell*、*Plant Physiology* 等期刊上发表论文 80 多篇。

- **Zhang DB, Luo X, Zhu L** (2011) Cytological analysis and genetic control of rice anther development. *Genet. Genomics* **38**, 379–390.
- **Chen WW, Yu XH, Zhang K, Shi JX, Schreiber L, Shanklin J, Zhang DB** (2011) *Male Sterile 2* encodes a plastid-localized fatty acyl ACP reductase required for pollen exine development in *Arabidopsis thaliana*. *Plant Physiol.* **157**, 842–853.
- **Li HF, Liang WQ, Hu Y, Zhu L, Yin CS, Xu J, Dreni L, Kater MM, Zhang DB** (2011) Rice *MADS6* interacts with the floral homeotic genes *SUPERWOMAN1*, *MADS3*, *MADS58*, *MADS13*, and *DROOPING LEAF* in specifying floral organ identities and meristem fate. *Plant Cell* **23**, 2536–2552.
- **Shi J, Tan HX, Yu XH, Liu YY, Liang WQ, Ranathunge K, Franke RB, Schreiber L, Wang YJ, Kai GY, Shanklin J, Ma H, Zhang DB** (2011) *Defective Pollen Wall* is required for anther and microspore development in rice and encodes a fatty acyl ACP reductase. *Plant Cell* **23**, 2225–2246.
- **Hu LF, Liang WQ, Yin CS, Cui X, Zong J, Wang X, Hu JP, Zhang DB** (2011) Rice *MADS3* regulates ROS homeostasis during late anther development. *Plant Cell* **23**, 515–533.
- **Zhang Z, Zhang Y, Tan HX, Wang Y, Li G, Liang WQ, Yuan Z, Hu JP, Ren HY, Zhang DB** (2011) *RICE MORPHOLOGY DETERMINANT* encodes the type II formin FH5 and regulates rice morphogenesis. *Plant Cell* **23**, 681–700.
- **Li H, Yuan Z, Vizcay-Barrena G, Yang C, Liang W, Zong J, Wilson ZA, Zhang DB** (2011) *PERSISTENT TAPETAL CELL 1* encodes a PHD-finger protein that is required for tapetal cell death and pollen development in rice. *Plant Physiol.* **156**, 615–630.
- **Li HF, Liang WQ, Yin CS, Zhu L, Zhang DB** (2011) Genetic interaction of *OsMADS3*, *DROOPING LEAF*, and *OsMADS13* in specifying rice floral organ identities and meristem determinacy. *Plant Physiol.* **156**, 263–274.

- **Wang C, Xu J, Zhang D, Wilson ZA, Zhang D** (2010) An effective approach for identification of *in vivo* protein-DNA binding sites from paired-end ChIP-Seq data. *BMC Bioinformatics* **11**, 81.
- **Xu J, Yang CY, Yuan Z, Zhang DS, Gondwe MY, Ding ZW, Liang WQ, Zhang DB, Wilson ZA** (2010) The *ABORTED MICROSPORES* regulatory network is required for postmeiotic male reproductive development in *Arabidopsis thaliana*. *Plant Cell* **22**, 91–107.
- **Li H, Pinot F, Sauveplane V, Werck-Reichhart D, Diehl P, Schreiber L, Franke R, Zhang P, Chen L, Gao YW, Liang WQ, Zhang DB** (2010) Cytochrome P450 family member CYP704B2 catalyzes the omega-hydroxylation of fatty acids and is required for anther cutin biosynthesis and pollen exine formation in rice. *Plant Cell* **22**, 173–190.
- **Li HF, Liang WQ, Jia RD, Yin CS, Zong J, Kong HZ, Zhang DB** (2010) The AGL6-like gene *OsMADS6* regulates floral organ and meristem identities in rice. *Cell Res.* **20**, 299–313.
- **Zhang H, Liang WQ, Yang XJ, Luo X, Jiang N, Ma H, Zhang DB** (2010) *Carbon Starved Anther* encodes a MYB domain protein that regulates sugar partitioning required for rice pollen development. *Plant Cell* **22**, 672–689.
- **Zhang DS, Liang WQ, Yin C, Zong J, Gu F, Zhang DB** (2010) *OsC6*, encoding a lipid transfer protein, is required for postmeiotic anther development in rice. *Plant Physiol.* **154**, 149–162.
- **Gao XC, Liang WQ, Yin CS, Ji SM, Wang HM, Su X, Guo CC, Kong HZ, Xue HW, Zhang DB** (2010) The *SEPALLATA*-like gene *OsMADS34* is required for rice inflorescence and spikelet. *Plant Physiol.* **153**, 728–740.
- **Wilson ZA, Zhang DB** (2009) From Arabidopsis to rice: Pathways in pollen development. *J. Exp. Bot.* **60**, 1479–1492.
- **Yuan Z, Gao S, Xue DW, Luo D, Li LT, Ding SY, Yao X, Wilson ZA, Qian Q, Zhang DB** (2009) *RETARDED PALEA1* controls palea development and floral zygomorphy in rice. *Plant Physiol.* **149**, 235–244.
- **Yang L, Liang W, Jiang L, Li W, Cao W, Wilson ZA, Zhang D** (2008) A novel universal real-time PCR system using the attached universal duplex probes for quantitative analysis of nucleic acids. *BMC Mol. Biol.* **9**, 54.
- **Dong W, Yang L, Shen K, Kim B, Kleter GA, Marvin HJ, Guo R, Liang W, Zhang D** (2008) GMDD: A database of GMO detection methods. *BMC Bioinformatics* **9**, 260.
- **Yang L, Zhang H, Guo J, Pan L, Zhang D** (2008) International collaborative study of the endogenous reference gene *LAT52* used for qualitative and quantitative analyses of genetically modified tomato. *J. Agric. Food Chem.* **56**, 3438–3443.
- **Zhang DS, Liang WQ, Yuan Z, Li N, Shi J, Wang J, Liu YM, Yu WJ, Zhang DB** (2008) *Tapetum Degeneration Retardation* is critical for aliphatic metabolism and gene regulation during rice pollen development. *Mol. Plant* **1**, 599–610.
- **Chu H, Zhang D** (2007) The shoot apical meristem size regulated by *FON4* in rice. *Plant Signal. Behav.* **2**, 115–116.
- **Li N, Zhang DS, Liu HS, Yin CS, Li XX, Liang WQ, Yuan Z, Xu B, Chu**

- HW, Wang J, Wen TQ, Huang H, Luo D, Ma H, Zhang DB** (2006) The rice *Tapetum Degeneration Retardation* gene is required for tapetum degradation and anther development. *Plant Cell* **18**, 2999–3014.
- **Chu HW, Qian Q, Liang WQ, Yin CS, Tan HX, Yao X, Yuan Z, Yang J, Huang H, Luo D, Ma H, Zhang DB** (2006) The *FLORAL ORGAN NUMBER4* gene encoding a putative ortholog of Arabidopsis *CLAVATA3* regulates apical meristem size in rice. *Plant Physiol.* **142**, 1039–1052.
 - **Li XX, Duan XP, Jiang HX, Sun YJ, Tang YP, Yuan Z, Guo JK, Liang WQ, Chen L, Wang J, Ma H, Yin JY, Zhang DB** (2006) Genome-wide analysis of Basic/Helix-Loop-Helix transcription factor family in rice and Arabidopsis. *Plant Physiol.* **141**, 1167–1184.
 - **Jiang D, Yin C, Yu A, Zhou X, Liang W, Yuan Z, Xu Y, Yu Q, Wen T, Zhang D** (2006) Duplication and expression analysis of multicopy miRNA gene family members in Arabidopsis and rice. *Cell Res.* **16**, 507–518.
 - **Huang Y, Liang W, Wang Y, Zhou Z, Pan A, Yang X, Huang C, Chen J, Zhang D** (2005) Immunogenicity of the epitope of the foot-and-mouth disease virus fused with a hepatitis B core protein as expressed in transgenic tobacco. *Viral Immunol.* **18**, 668–677.



Carol Bacchus 博士

Wiley-Blackwell 生命科学出版副总裁、总监

Carol Bacchus 简介:

Carol Bacchus 在德国海德堡大学获得人类遗传学博士学位。她曾经是瑞士巴塞尔 Hoffmann-La Roche 公司的生殖毒理学专家。此后她作为海德堡 Springer Verlag 出版社的医学编辑开始了她的出版生涯。1999 年, Carol Bacchus 前往魏茵海姆的 Wiley-VCH Verlag 成为生命科学编辑总监。随着 Blackwell 和 John Wiley & Sons 在 2007 年的合并, 她被任命为 Wiley-Blackwell 生命科学出版总监, 成为 Wiley 全球生命科学管理和领导团队的一员。Carol Bacchus 曾经创建和管理了很多高影响因子的期刊, 例如 *Proteomics*, *Biotechnology Journal*, 以及 *EMBO Molecular Medicine*, 其中 *EMBO Molecular Medicine* 期刊在去年获得的第一个影响因子达到 8.833, 并且在 2012 年将转变为开放获取(OA)期刊。自 2010 年末开

始，Carol 将大部分精力放在中国，为中国的作者和编辑提供更好的编辑服务。这也是 Wiley 出版公司的任务和梦想，他们将把 Wiley 最好的产品带到中国，把最好的中国科学带给全世界。

四. 日程

4 月 23 日 (星期一)		地点：上海交通大学 闵行校区学术活动中心演讲厅
7: 30 – 9: 00	注 册	
9: 00 – 9: 20	开幕式 主持：刘春明研究员（JIPB 主编，中国科学院植物研究所） 致辞：张大兵教授（JIPB 编委，上海交通大学）	
主持人：刘春明研究员 报告人：William Lucas 教授（JIPB 副主编，University of California, USA）		
9: 20 – 10: 20	Management of Scientific Journals and YOU	
10: 20 – 10: 50	茶歇、合影	
10: 50 – 11: 50	How to Develop and Maintain the High Impact of a Journal	
11: 50 – 13: 30	午 餐	
13: 30 – 15: 00	How to Write a Paper for High-ranking Journals	
15: 00 – 15: 30	茶 歇	
15: 30 – 17: 00	Preparing to Write Your First Manuscript: Things You Should NOT DO!	
报告人：Carol Bacchus 博士（Wiley-Blackwell 生命科学出版副总裁、总监）		
17: 00 – 17: 30	Author Strategies for Successful Publication: A Publisher's View	
4 月 24 日 (星期二)		地点：上海交通大学 闵行校区学术活动中心演讲厅
主持人：张大兵教授（JIPB 编委，上海交通大学） 报告人：William Lucas 教授（JIPB 副主编，University of California, USA）		
8: 00 – 9: 00	Case Studies: Analysis of Manuscripts Submitted But Not Accepted	
9: 00 – 9: 30	茶 歇	
9: 30 – 10: 30	Case Studies: Evaluation of Manuscripts Not Yet Submitted	
10: 30 – 12: 00	Ethics in Scientific Research and Publishing	
12: 00 – 13: 30	午 餐	
13: 30 – 15: 00	General Discussion: Challenges Facing Today's Junior Scientists	
15: 00 – 15: 30	茶 歇	
主持人：贺 萍 博士（JIPB 编辑部主任） 报告人：张大兵教授（JIPB 编委，上海交通大学）		

15: 30 – 17: 00	How to Prepare an English Manuscript? One Point from a Chinese Researcher
报告人: 贺萍博士 (JIPB 编辑部主任)	
17: 00 – 17: 20	JIPB 基本情况介绍
主持人: 刘春明研究员 颁奖嘉宾: William Lucas 教授	
17: 20 – 17: 30	2011 JIPB 优秀论文颁奖仪式 (优秀论文评选标准、颁奖、获奖感言)

五、会议注册

注册费: 700 元/人

汇款至:

单位名称: 中国科学院植物研究所

开户行: 工行北京分行海淀西区支行

账号: 0200004509088100989

另: 付款时请务必注明“科学论文写作规范培训班注册费”及交费人单位和姓名。

邮局汇款请汇至:

邮编: 100093

北京市海淀区香山南辛村 20 号

中国科学院植物研究所

JIPB 编辑部 (收)

请在附言注明“科学论文写作规范培训班注册费”及汇款人姓名。

请将培训班回执单 (附件) 发送到陈凌凤: E-mail: isipb2011@ibcas.ac.cn 或

陈桂花: guihua_923@ibcas.ac.cn

六、会议食宿

会议免费提供4月23、24日午餐, 就餐地点为第一餐饮大楼。

组织者已为学员预定了一定数量的房间 (标间和大床), 请住宿的学员发送邮件到: isipb2011@ibcas.ac.cn.

七、联系人

陈凌凤

中国科学院植物研究所

JIPB 编辑部

北京海淀区香山南辛村 20 号

北京 100093

电话: 010-62836133; 传真: 010-82592636

手机: 18600545856

邮箱: isipb2011@ibcas.ac.cn

网页: <http://www.jipb.net>

陈桂花

上海交通大学生命科学技术学院

上海市闵行区东川路 800 号

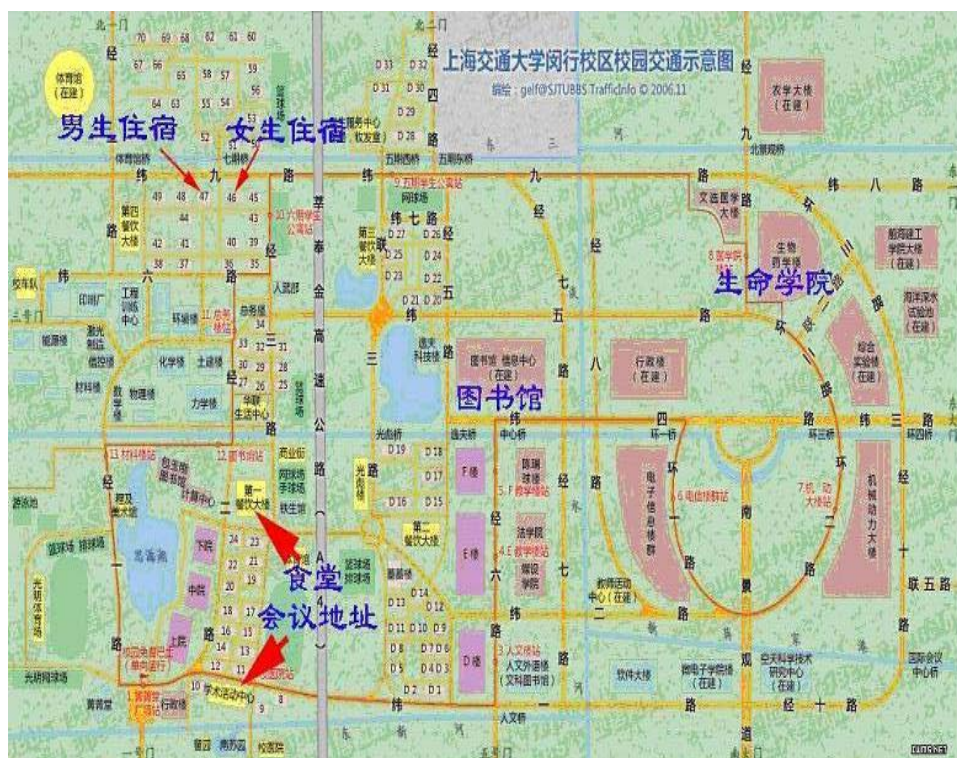
邮编: 200240

电话: 021-34205073; 传真: 021-34204869

手机: 13788970845

邮箱: guihua_923@126.com

附: 1. 上海交通大学学术活动中心演讲厅



2. 上海交通大学位置图



Workshop on Scientific Publishing

(2nd announcement)

The preparation of scientific papers is an essential process for all scholars who wish to successfully communicate their research. In order to provide clear and comprehensible guidelines on the manuscript preparation process, and to find out why some papers get accepted and others do not, the *Journal of Integrative Plant Biology* (JIPB) and Shanghai Jiao Tong University will jointly hold a "**Workshop on Scientific Publishing**" at Shanghai Jiao Tong University on April 23–24, 2012.

Prof. William Lucas from University of California (Davis), USA, will during his talks cover the **process of scientific writing, criteria in scientific publishing, the management of international top journals, and ethics in scientific research**. In addition to these talks, **Prof. Dabing Zhang** from Shanghai Jiao Tong University will give a talk on **how to prepare an English manuscript from the perspective from a Chinese researcher**, and **Dr. Carol Bacchus-Wermke** of Wiley-Blackwell Publishers will present on **author strategies for successful publication from a publisher's perspective**.

This workshop is mainly aimed at researchers, undergraduate and graduate students, and editorial staff of scientific journals, but others in the scientific

publishing community are also welcome to benefit from the talks and discussions.

1. Sponsors

Journal of Integrative Plant Biology (JIPB)


School of Life Sciences and Biotechnology, Shanghai Jiao Tong University

2. **Date:** April 23 – 24, 2012

3. **Place:** Shanghai Jiao Tong University

4. **Language:** English and Chinese

5. The Speakers



Prof. William Lucas

Internationally Renowned Plant Cell Biologist

Associate Editor of *The Plant Cell*

Associate Editor of JIPB

Editorial Board Appointments:

- ◆ Board Member, *Plant Physiology* (1977 – 1992)
- ◆ Board Member, *Annual Review of Plant Physiology and Plant Molecular Biology* (1985 – 1990)
- ◆ Board Member, *Protoplasma* (1985 – 2004)
- ◆ Board Member, *Planta* (1989 – Current)
- ◆ Associate Editor, *Journal of Theoretical Biology* (1999 – 2003)
- ◆ Co-Editor, *The Plant Cell* (2003 – Current)
- ◆ Associate Editor, *Journal of Integrative Plant Biology* (2008 – Current)

Selected Publications:

- **Lucas WJ** (2010) Plant vascular biology and agriculture. *J. Integr. Plant Biol.* **52**, 4–7.
- **Ham BK, Brandom JL, Xoconostle-Cázares B, Ringgold V, Lough TJ, Lucas WJ** (2009) A polypyrimidine tract binding protein, pumpkin RBP50, forms the basis of a phloem-mobile ribonucleoprotein complex. *Plant Cell* **21**, 197–215.

- **Lucas WJ, Ham BK, Kim JY** (2009) Plasmodesmata - bridging the gap between neighboring plant cells. *Trends Cell Biol.* **10**, 495–503.
- **Lin MK, Lee YJ, Lough TJ, Phinney BS, Lucas WJ** (2009) Analysis of the pumpkin phloem proteome provides insights into angiosperm sieve tube function. *Mol. Cell Proteomics* **2**, 343–356.
- **Gottschalk M, Dolgener E, Xoconostle-Cázares B, Lucas WJ, Komor E, Schobert C** (2008) *Ricinus communis* cyclophilin: Functional characterisation of a sieve tube protein involved in protein folding. *Planta* **4**, 687–700.
- **Taoka K, Ham BK, Xoconostle-Cázares B, Rojas MR, Lucas WJ** (2007) Reciprocal phosphorylation and glycosylation recognition motifs control NCAPP1 interaction with pumpkin phloem proteins and their cell-to-cell movement. *Plant Cell* **19**, 1866–1884.
- **Lin MK, Belanger H, Lee YJ, Varkonyi-Gasic E, Taoka K, Miura E, Xoconostle-Cázares B, Gendler K, Jorgensen RA, Phinney B, Lough TJ, Lucas WJ** (2007) FLOWERING LOCUS T protein may act as the long-distance florigenic signal in the cucurbits. *Plant Cell* **19**, 1488–1506.
- **Ruiz-Medrano R, Moya JH, Xoconostle-Cázares B, Lucas WJ** (2007) Influence of *Cucumber mosaic virus* infection on the mRNA population present in the phloem translocation stream of pumpkin plants. *Funct. Plant Biol.* **34**, 292–301.
- **Lough TJ, Lucas WJ** (2006) Integrative plant biology: Role of phloem long-distance macromolecular trafficking. *Annu. Rev. Plant Biol.* **57**, 203–232.
- **Seo YS, Rojas MR, Lee JY, Lee SW, Jeon JS, Ronald P, Lucas WJ, Gilbertson RL** (2006) A viral resistance gene from common bean functions across plant families and is up-regulated in a non-virus-specific manner. *Proc. Natl. Acad. Sci. USA* **103**, 11856–11861.
- **Lee JY, Taoka K, Yoo BC, Ben-Nissan G, Kim DJ, Lucas WJ** (2005) Plasmodesmal-associated protein kinase in tobacco and Arabidopsis recognizes a subset of non-cell-autonomous proteins. *Plant Cell* **17**, 2817–2831.
- **Haywood V, Yu TS, Huang NC, Lucas WJ** (2005) Phloem long-distance trafficking of *GIBBERELLIC ACID-INSENSITIVE* RNA regulates leaf development. *Plant J.* **42**, 49–68.
- **Lucas WJ, Lee JY** (2005) Plasmodesmata as a supracellular control network in plants. *Nat. Rev. Mol. Cell Biol.* **5**, 712–726.
- **Yoo BC, Kragler F, Varkonyi-Gasic E, Haywood V, Archer-Evans S, Lee YM, Lough TJ, Lucas WJ** (2004) A systemic small RNA signaling system in plants. *Plant Cell* **16**, 1979–2000.
- **Lee JY, Yoo BC, Rojas MR, Gomez-Ospina N, Staehelin LA, Lucas WJ** (2003) Selective trafficking of non-cell-autonomous proteins mediated by NtNCAPP1. *Science* **299**, 392–396.
- **Aoki K, Kragler F, Xoconostle-Cazares B, Lucas WJ** (2002) A subclass of plant heat shock cognate 70 chaperones carries a motif that facilitates trafficking through plasmodesmata. *Proc. Natl. Acad. Sci. USA* **99**, 16342–16347.
- **Haywood V, Kragler F, Lucas WJ** (2002) Plasmodesmata: Pathways for protein and ribonucleoprotein signaling. *Plant Cell* **14**, S303–S325.

- Foster TM, Lough TJ, Emerson SJ, Lee RH, Bowman JL, Forster RL, Lucas WJ (2002) A surveillance system regulates selective entry of RNA into the shoot apex. *Plant Cell* **14**, 1497–1508.



Prof. Dabing Zhang

Professor of Shanghai Jiao Tong University

Co-Editor of JIPB

E-mail: zhangdb@sjtu.edu.cn

Education and Working Experiences:

- ◆ 1998: Ph.D. degree in plant molecular genetics, Shanghai Institute of Plant Physiology of Chinese Academy of Sciences
- ◆ 1999–2004: PI, Plant Molecular Lab. Agro-biotech Research Center, Shanghai Academy of Agricultural Sciences
- ◆ 2004–present: PI, Department of Biological Science and Biotechnology, School of Life Sciences and Biotechnology, Director, Laboratory of Plant Molecular Biology and Biosafety, Shanghai Jiao Tong University
- ◆ 2009–present: Deputy Dean of School of Life Sciences and Biotechnology, Shanghai Jiao Tong University

Professional Affiliations:

- ◆ Co-Editor, *Journal of Integrative Plant Biology* (2006–present)
- ◆ *Journal of Plant Physiology* (2007–present),
- ◆ *Journal of Genetics & Genomics*
- ◆ Member, National Biosafety Committee (2005–present)
- ◆ Member, National Standardization Committee on GMOs (2005–present)
- ◆ Member, ISO International Working Group on Genetically Modified Organisms
- ◆ Member, Chinese Society for Plant Biology (2005–present)
- ◆ EU GMO detection laboratory Chinese observers

- ◆ Council member, Shanghai Society for Plant Physiology
- ◆ Council member, Shanghai Biochemistry and Molecular Biology
- ◆ Member, Shanghai Jiao Tong University, Bio-X Center Ethics Committee

Selected Publications:

- **Zhang DB, Luo X, Zhu L** (2011) Cytological analysis and genetic control of rice anther development. *Genet. Genomics* **38**, 379–390.
- **Chen WW, Yu XH, Zhang K, Shi JX, Schreiber L, Shanklin J, Zhang DB** (2011) *Male Sterile 2* encodes a plastid-localized fatty acyl ACP reductase required for pollen exine development in *Arabidopsis thaliana*. *Plant Physiol.* **157**, 842–853.
- **Li HF, Liang WQ, Hu Y, Zhu L, Yin CS, Xu J, Dreni L, Kater MM, Zhang DB** (2011) Rice *MADS6* interacts with the floral homeotic genes *SUPERWOMAN1*, *MADS3*, *MADS58*, *MADS13*, and *DROOPING LEAF* in specifying floral organ identities and meristem fate. *Plant Cell* **23**, 2536–2552.
- **Shi J, Tan HX, Yu XH, Liu YY, Liang WQ, Ranathunge K, Franke RB, Schreiber L, Wang YJ, Kai GY, Shanklin J, Ma H, Zhang DB** (2011) *Defective Pollen Wall* is required for anther and microspore development in rice and encodes a fatty acyl ACP reductase. *Plant Cell* **23**, 2225–2246.
- **Hu LF, Liang WQ, Yin CS, Cui X, Zong J, Wang X, Hu JP, Zhang DB** (2011) Rice *MADS3* regulates ROS homeostasis during late anther development. *Plant Cell* **23**, 515–533.
- **Zhang Z, Zhang Y, Tan HX, Wang Y, Li G, Liang WQ, Yuan Z, Hu JP, Ren HY, Zhang DB** (2011) *RICE MORPHOLOGY DETERMINANT* encodes the type II formin FH5 and regulates rice morphogenesis. *Plant Cell* **23**, 681–700.
- **Li H, Yuan Z, Vizcay-Barrena G, Yang C, Liang W, Zong J, Wilson ZA, Zhang DB** (2011) *PERSISTENT TAPETAL CELL 1* encodes a PHD-finger protein that is required for tapetal cell death and pollen development in rice. *Plant Physiol.* **156**, 615–630.
- **Li HF, Liang WQ, Yin CS, Zhu L, Zhang DB** (2011) Genetic interaction of *OsMADS3*, *DROOPING LEAF*, and *OsMADS13* in specifying rice floral organ identities and meristem determinacy. *Plant Physiol.* **156**, 263–274.
- **Wang C, Xu J, Zhang D, Wilson ZA, Zhang D** (2010) An effective approach for identification of *in vivo* protein-DNA binding sites from paired-end ChIP-Seq data. *BMC Bioinformatics* **11**, 81.
- **Xu J, Yang CY, Yuan Z, Zhang DS, Gondwe MY, Ding ZW, Liang WQ, Zhang DB, Wilson ZA** (2010) The *ABORTED MICROSPORES* regulatory network is required for postmeiotic male reproductive development in *Arabidopsis thaliana*. *Plant Cell* **22**, 91–107.
- **Li H, Pinot F, Sauveplane V, Werck-Reichhart D, Diehl P, Schreiber L, Franke R, Zhang P, Chen L, Gao YW, Liang WQ, Zhang DB** (2010) Cytochrome P450 family member CYP704B2 catalyzes the

omega-hydroxylation of fatty acids and is required for anther cutin biosynthesis and pollen exine formation in rice. *Plant Cell* **22**, 173–190.

- **Li HF, Liang WQ, Jia RD, Yin CS, Zong J, Kong HZ, Zhang DB** (2010) The AGL6-like gene *OsMADS6* regulates floral organ and meristem identities in rice. *Cell Res.* **20**, 299–313.
- **Zhang H, Liang WQ, Yang XJ, Luo X, Jiang N, Ma H, Zhang DB** (2010) *Carbon Starved Anther* encodes a MYB domain protein that regulates sugar partitioning required for rice pollen development. *Plant Cell* **22**, 672–689.
- **Zhang DS, Liang WQ, Yin C, Zong J, Gu F, Zhang DB** (2010) *OsC6*, encoding a lipid transfer protein, is required for postmeiotic anther development in rice. *Plant Physiol.* **154**, 149–162.
- **Gao XC, Liang WQ, Yin CS, Ji SM, Wang HM, Su X, Guo CC, Kong HZ, Xue HW, Zhang DB** (2010) The *SEPALLATA*-like gene *OsMADS34* is required for rice inflorescence and spikelet. *Plant Physiol.* **153**, 728–740.
- **Wilson ZA, Zhang DB** (2009) From Arabidopsis to rice: Pathways in pollen development. *J. Exp. Bot.* **60**, 1479–1492.
- **Yuan Z, Gao S, Xue DW, Luo D, Li LT, Ding SY, Yao X, Wilson ZA, Qian Q, Zhang DB** (2009) *RETARDED PALEA1* controls palea development and floral zygomorphy in rice. *Plant Physiol.* **149**, 235–244.
- **Yang L, Liang W, Jiang L, Li W, Cao W, Wilson ZA, Zhang D** (2008) A novel universal real-time PCR system using the attached universal duplex probes for quantitative analysis of nucleic acids. *BMC Mol. Biol.* **9**, 54.
- **Dong W, Yang L, Shen K, Kim B, Kleter GA, Marvin HJ, Guo R, Liang W, Zhang D** (2008) GMDD: A database of GMO detection methods. *BMC Bioinformatics* **9**, 260.
- **Yang L, Zhang H, Guo J, Pan L, Zhang D** (2008) International collaborative study of the endogenous reference gene *LAT52* used for qualitative and quantitative analyses of genetically modified tomato. *J. Agric. Food Chem.* **56**, 3438–3443.
- **Zhang DS, Liang WQ, Yuan Z, Li N, Shi J, Wang J, Liu YM, Yu WJ, Zhang DB** (2008) *Tapetum Degeneration Retardation* is critical for aliphatic metabolism and gene regulation during rice pollen development. *Mol. Plant* **1**, 599–610.
- **Chu H, Zhang D** (2007) The shoot apical meristem size regulated by *FON4* in rice. *Plant Signal. Behav.* **2**, 115–116.
- **Li N, Zhang DS, Liu HS, Yin CS, Li XX, Liang WQ, Yuan Z, Xu B, Chu HW, Wang J, Wen TQ, Huang H, Luo D, Ma H, Zhang DB** (2006) The rice *Tapetum Degeneration Retardation* gene is required for tapetum degradation and anther development. *Plant Cell* **18**, 2999–3014.
- **Chu HW, Qian Q, Liang WQ, Yin CS, Tan HX, Yao X, Yuan Z, Yang J, Huang H, Luo D, Ma H, Zhang DB** (2006) The *FLORAL ORGAN NUMBER4* gene encoding a putative ortholog of Arabidopsis *CLAVATA3* regulates apical meristem size in rice. *Plant Physiol.* **142**, 1039–1052.
- **Li XX, Duan XP, Jiang HX, Sun YJ, Tang YP, Yuan Z, Guo JK, Liang WQ, Chen L, Wang J, Ma H, Yin JY, Zhang DB** (2006) Genome-wide analysis of Basic/Helix-Loop-Helix transcription factor family in rice and

- Arabidopsis. *Plant Physiol.* **141**, 1167–1184.
- **Jiang D, Yin C, Yu A, Zhou X, Liang W, Yuan Z, Xu Y, Yu Q, Wen T, Zhang D** (2006) Duplication and expression analysis of multicopy miRNA gene family members in Arabidopsis and rice. *Cell Res.* **16**, 507–518.
 - **Huang Y, Liang W, Wang Y, Zhou Z, Pan A, Yang X, Huang C, Chen J, Zhang D** (2005) Immunogenicity of the epitope of the foot-and-mouth disease virus fused with a hepatitis B core protein as expressed in transgenic tobacco. *Viral Immunol.* **18**, 668–677.



Dr. Carol Bacchus
 Vice President & Publishing Director
 of Life Sciences, Wiley-Blackwell

Biography:

Carol Bacchus has a Ph.D. in Human Genetics, obtained at the University of Heidelberg, Germany. She worked as a Reproductive Toxicologist for Hoffmann-La Roche in Basel, Switzerland, before beginning her publishing career as a medical editor with Springer Verlag in Heidelberg. In 1999, she moved on to Wiley-VCH Verlag in Weinheim as Editorial Director of Life Sciences. Following the merger of Blackwell Publishing and John Wiley & Sons in 2007, she was appointed Publishing Director of Life Sciences of Wiley-Blackwell and as such is a member of Wiley's global Life Sciences Management and Leadership Team. Carol Bacchus has launched and managed many high-impact journals, i.e. *Proteomics*, *Biotechnology Journal*, and quite recently, *EMBO Molecular Medicine*, which received its first impact factor of 8.830 last year and has just converted to a full Open Access journal in 2012. Since late 2010, Carol spends most of her time in China to further develop editorial services for Chinese authors and editors. It is Wiley's mission and vision to bring the best of Wiley to China and the best of Chinese science to the world.

6. Schedule

April 23 (Monday)		Location: Shanghai JiaoTong University 学术活动中心演讲厅
7: 30 – 9: 00	Registration	
9: 00 – 9: 20	Opening Ceremony: Chair: Prof. Chun-Ming Liu (JIPB Editor-in-Chief, Institute of Botany, CAS) Address by Prof. Dabing Zhang (JIPB Co-Editor, Shanghai Jiao Tong University)	
Chair: Prof. Chun-Ming Liu Speaker: Prof. William Lucas (JIPB Associate Editor, University of California)		
9: 20 – 10: 20	Management of Scientific Journals and YOU	
10: 20 – 10: 50	<i>Group Photo & Tea Break</i>	
10: 50 – 11: 50	How to Develop and Maintain the High Impact of a Journal	
11: 50 – 13: 30	<i>Lunch</i>	
13: 30 – 15: 00	How to Write a Paper for High-ranking Journals	
15: 00 – 15: 30	<i>Tea Break</i>	
15: 30 – 17: 00	Preparing to Write Your First Manuscript: Things You Should NOT DO!	
Speaker: Dr. Carol Bacchus (Vice President & Publishing Director of Life Sciences, Wiley-Blackwell)		
17: 00 – 17: 30	Author Strategies for Successful Publication: A Publisher's View	
April 24 (Tuesday)		Location: Shanghai Jiao Tong University 学术活动中心演讲厅
Chair: Prof. Dabing Zhang Speaker: Prof. William Lucas (JIPB Associate Editor, University of California)		
8: 00 – 9: 00	Case Studies: Analysis of Manuscripts Submitted But Not Accepted	
9: 00 – 9: 30	<i>Tea Break</i>	
9: 30 – 10: 30	Case Studies: Evaluation of Manuscripts Not Yet Submitted	
10: 30 – 12: 00	Ethics in Scientific Research and Publishing	
12: 00 – 13: 30	<i>Lunch</i>	
13: 30 – 15: 00	General Discussion: Challenges Facing Today's Junior Scientists	
15: 00 – 15: 30	<i>Tea Break</i>	
Chair: Dr. Ping He (JIPB Editorial Office Director, Institute of Botany, CAS) Speaker: Prof. Dabing Zhang (JIPB Co-Editor, Shanghai Jiao Tong University)		
15: 30 – 17: 00	How to Prepare an English Manuscript? One Point from a Chinese Researcher	
Speaker: Dr. Ping He (Editorial Office Director, JIPB)		
17: 00 – 17: 20	An Introduction to JIPB	
Chair: Prof. Chun-Ming Liu Guest for the award: Prof. Lucas		
17: 20 – 17: 30	JIPB Best Paper Award 2011 and Concluding Remarks by Prof. Chun-Ming Liu	

7. Registration

1) To register:

Please fill out the form below and return it to us by sending an e-mail to Ms Lingfeng Chen (isipb2011@ibcas.ac.cn) in JIPB's editorial office.

2) Registration fee:

Please make your payment by bank transfer. For general participants, registration fee will be RMB ¥700. If paying by bank transfer, please include a note, stating your name, your institution, and that the payment is for the Workshop on Scientific Publishing.

Payments should be made to:

单位名称：中国科学院植物研究所
开户行：工行北京分行海淀西区支行
账号：0200004509088100989

8. Contact Information

Ms. Lingfeng Chen

Editorial Office

Journal of Integrative Plant Biology

Institute of Botany, CAS

Nanxincun 20, Fragrant Hill

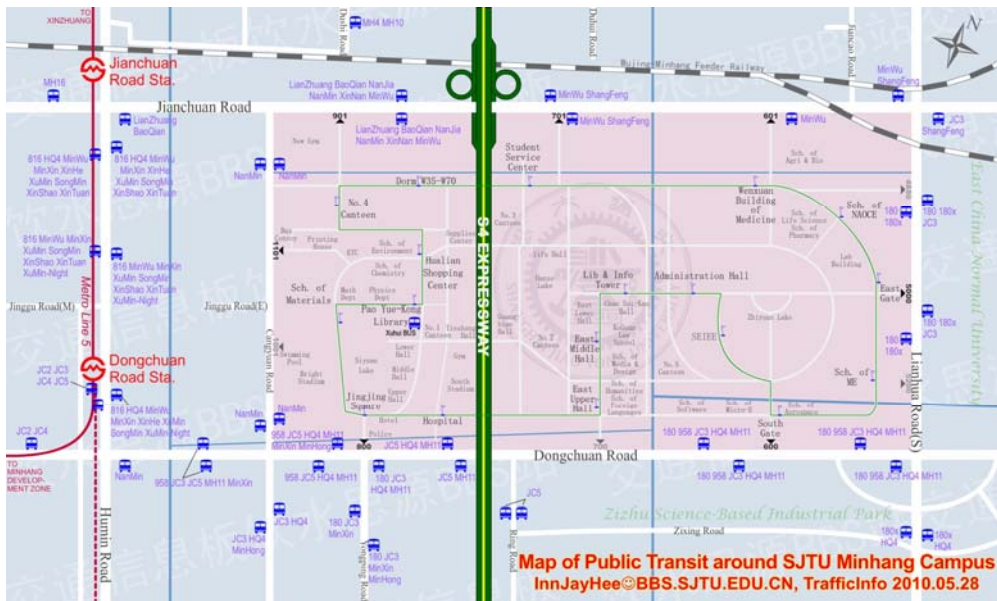
Beijing 100093, China

Tel: 010-6283 6133

Fax: 010-8259 2636

E-mail: isipb2011@ibcas.ac.cn

P.S: Map of Public Transit around SJTU Minghang Campus



附件1：交通路线图

1. 【闵行校区→上海火车站/上海长途客运总站】

到达上海火车站南广场：

方案一：轻轨5号线到莘庄换乘地铁1号线到上海火车站。

方案二：校车到本部，转乘113路到上海火车站。

夜宵方案：徐闵夜宵线到漕河泾，向前过马路右转转乘301路、315路到上海火车站。

清晨方案：徐闵夜宵线、徐闵线、816路到漕河泾，转乘地铁1号线到上海火车站。

到达上海火车站北广场：

方案一：958路到龙吴路龙漕路\漕溪北路裕德路，转乘地铁3\4号线到上海火车站。

清晨方案：徐闵线、816路到漕溪路田林东路，转乘地铁3号线到上海火车站。

2. 【上海火车站/上海长途客运总站→闵行校区】

到达上海火车站南广场出发：

方案一：地铁1号线到莘庄换乘轻轨5号线到东川路。轻轨5号线结束营运后则莘庄地铁站南广场乘坐闵莘线、莘南专线。

方案二：113路到淮海西路番禺路，转乘校车到闵行。

夜宵方案：315路到天钥桥路辛耕路同站转乘徐闵夜宵线到沪闵路东川路。

到达上海火车站北广场出发：

方案一：地铁3\4号线到龙漕路\上海体育场，转乘958路到交大东校区。

方案二：地铁3\4号线到上海南站\上海体育馆，换乘地铁1号线到莘庄，换乘轻轨5号线到东川路。轻轨5号线结束营运后则莘庄地铁站南广场乘坐闵莘线、莘南专线。

3. 【虹桥国际机场→闵行校区】

到达虹桥1号航站楼出发：

日间：806路、807路、938路到上海动物园，对面转乘91路、748路到七宝，同站转乘宝钱专线、南嘉线到交大东校区。

晚间：参照前述到上海动物园转乘91路至莘庄，向前过马路转乘816路、徐闵线、莘荷线到沪闵路东川路。

22:00后：806路到肇嘉浜路东安路对面坐徐闵线到沪闵路东川路。

23:00后：938路到中山南二路天钥桥路，向前右转坐徐闵夜宵线到沪闵路东川路。

24:00后：机场专线到南京西路（静安寺），步行到华山路乘坐315路到天钥桥路辛耕路，同站转乘徐闵夜宵线到沪闵路东川路。

到达虹桥2号航站楼出发：

日间：虹桥枢纽4路到东川路永平路。

23:00后：320路到徐家汇，步行至天钥桥路辛耕路乘坐徐闵夜宵线到沪闵路东川路。

4. 【闵行校区→浦东国际机场】

日间：180路到龙川北路石龙路或上奉专线到上海南站，转乘机场七线到浦东机场。

凌晨：徐闵夜宵线末班车到肇嘉浜路宛平南路，同站转乘机场三线到浦东机场。

【浦东国际机场→闵行校区】

日间：机场七线到上海南站，转乘上奉专线到电力学院或 180 路到交大分部。晚间 180 路、地铁 1 号线、徐闵线相继运营结束后，步行到桂林路桂林西街乘坐徐闵夜宵线到沪闵路东川路。

23:00 后：机场一线守航班专线到华山路，走到常熟路华山路乘坐 315 路到天钥桥路辛耕路，同站转乘徐闵夜宵线到沪闵路东川路。

5. 【闵行校区→铁路上海南站/上海长途客运南站】

到达铁路上海南站北广场：

方案一：180 路、180 路（区间）到上海南站。

夜宵方案：徐闵夜宵线到桂林西街。

到达铁路上海南站南广场：

方案一：180 路到龙川北路石龙路，向前左转过马路。

方案二：上奉专线到上海南站。

6. 【铁路上海南站/上海长途客运南站→闵行校区】

到达铁路上海南站北广场出发：

方案一：180 路到交大分部，或 180 路（区间）到莲花南路东川路。

方案二：180 路运营结束后，乘坐地铁 1 号线到莘庄，转乘闵莘线、莘南专线。

夜宵方案：步行至桂林路桂林西街乘坐徐闵夜宵线到沪闵路东川路。

到达铁路上海南站南广场出发：

方案一：走到龙川北路石龙路，乘坐 180 路到交大分部。

方案二：上奉专线到电力学院。

联系方式

邮编：200240

上海市闵行区东川路 800 号

上海交通大学生命科学技术学院

电话：021-34205073；传真：021-34204869

邮箱: guihua_923@126.com

网页: <http://life.sjtu.edu.cn/>

陈桂花: 13788970845

袁正: 15801876920

邮编: 100093

北京市海淀区香山南辛村 20 号

中国科学院植物研究所 JIPB 编辑部

电话: 010-62836133; 传真 010-82592636

邮箱: jipb@ibcas.ac.cn

网页: <http://www.jipb.net>

贺 萍: 13520133462

陈凌凤: 18600545856

Sandi Chen: 15101615914